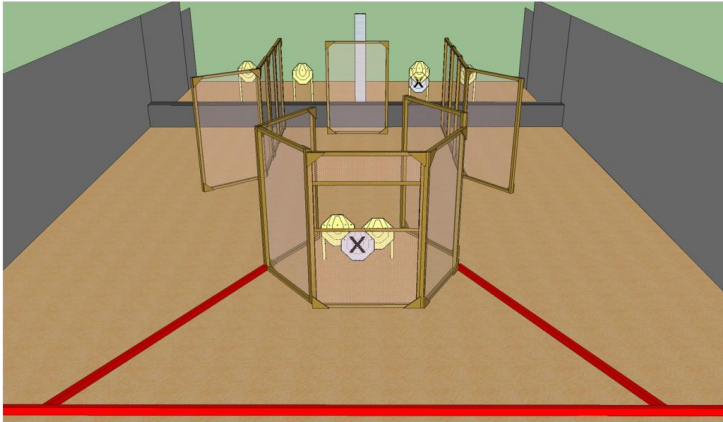


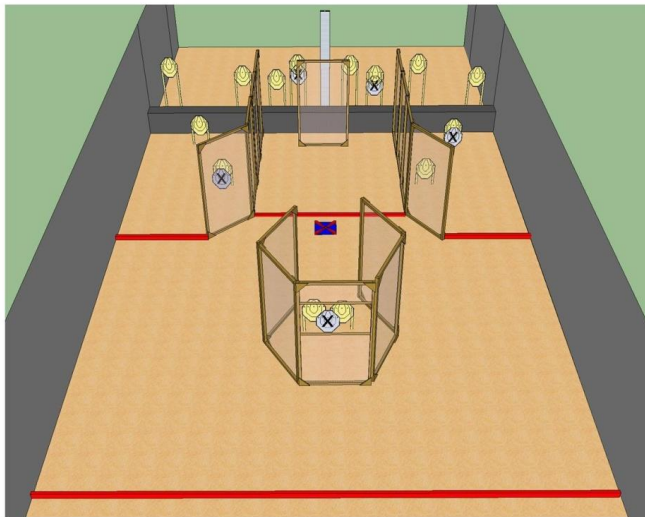
Stage 1

Type	Long course
Minimum shots	32
Maximum points	160
Targets	14 ipsc targets, 4 ipsc poppers
Gun ready position	Loaded & holstered
Start position	Anywhere inside demarcated area
Procedure	<p>After start signal engage all targets from designated area.</p> <p>PP1/PP2 activates targets T3/T4, and PP3/PP4 activates target T5, targets remain visible at the rest</p>
Safe angles of fire	Left and right marked with red stick, up and down 90



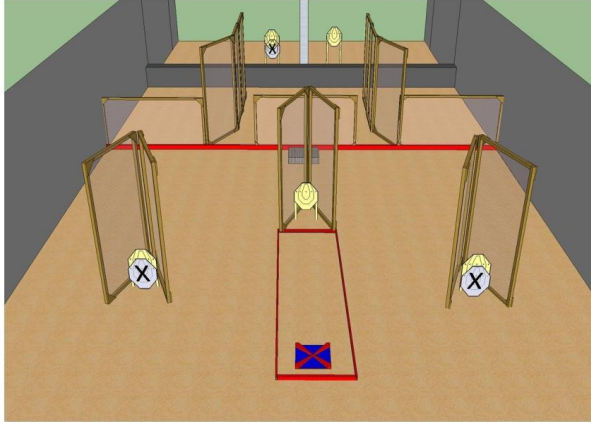
Stage 2

Type	Short course
Minimum shots	12
Maximum points	60
Targets	6 ipsc targets, 2 ipsc no shoot targets
Gun ready position	Loaded & holstered, Chamber empty
Start position	Anywhere inside demarced area
Procedure	After start sigal engage all targets ffrom designeated area.
Safe angles of fire	Left, right,up and down 90 . Shot on walls DQ



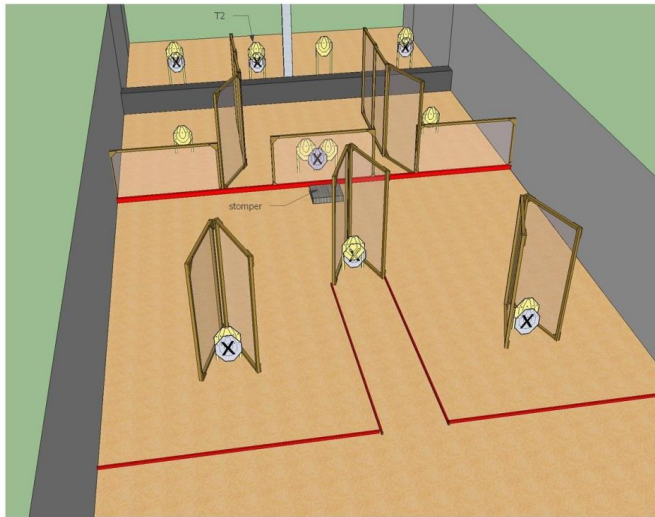
Stage 3

Type	Long course
Minimum shots	28
Maximum points	140
Targets	14 ipsc targets, 5 ipsc no shoot targets
Gun ready position	Loaded & holstered
Start position	Marked place
Procedure	After start sigal engage all targets ffrom designeated area.
Safe angles of fire	Left, right,up and down 90 . Shot on walls DQ



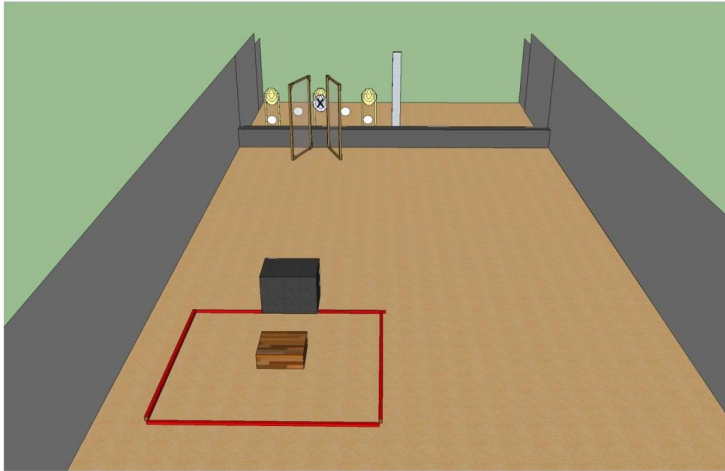
Stage 4

Type	Short course
Minimum shots	10
Maximum points	50
Targets	5 ipsc targets, 3 ipsc no shoot targets
Gun ready position	Loaded & holstered
Start position	Marked place
Procedure	After start sigal engage all targets ffrom designeated area.
Safe angles of fire	Left, right,up and down 90 . Shot on walls DQ



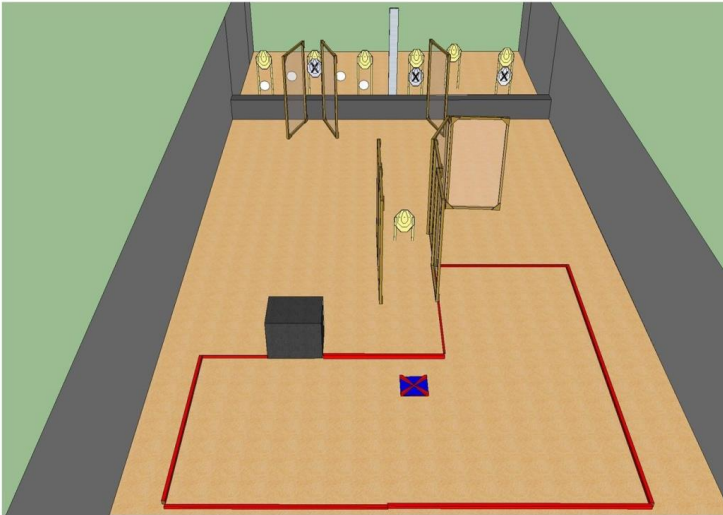
Stage 5

Type	Medium course
Minimum shots	22
Maximum points	110
Targets	11 ipsc targets, 7 ipsc no shoot targets
Gun ready position	Loaded & holstered
Start position	Anywhere inside demarced area
Procedure	After start sigal engage all targets ftrm designeated area. Stomper activates target T2, wich remain visible at the rest
Safe angles of fire	Left, right,up and down 90 . Shot on walls DQ



Stage 6

Type	Short course
Minimum shots	10
Maximum points	50
Targets	3 ipsc targets, 1 ipsc no shoot targets, 4 ipsc plate
Gun ready position	Unloaded on the the table. All magazines on the table
Start position	Sitting on the chair
Procedure	After start sigal engage all targets ffrom designated area.
Safe angles of fire	Left, right,up and down 90 . Shot on walls DQ



Stage 7

Type	Medium course
Minimum shots	18
Maximum points	90
Targets	7 ipsc targets, 3 ipsc no shoot targets, 4 ipsc plate
Gun ready position	Loaded & holstered
Start position	Marked place
Procedure	After start sigal engage all targets ffrom designeated area.
Safe angles of fire	Left, right,up and down 90 . Shot on walls DQ